



R-040F-0

Ladies' Smart Softshell Jacket



A new style to meet new requirements. Russell Smart Softshells are smart looking, bonded 2-layer softshells - softshells WITHOUT a membrane, providing a higher degree of breathability.

- Protection against wind and chill
- Higher degree of breathability
- Durable Water Repellent Du Pont™ Teflon® Coating
- Microfleece lining
- 2 zippered pockets
- Reverse zippers
- Drop tail
- Backneck Tape
- Bound inside seams on zip
- Cadet collar
- MP3 earphone access



MATERIAL:

100% polyester knitted softshell outer layer; bonded microfleece inner layer



WEIGHT:

315g/m²



PACKING:

Pack 1; Carton 12



LAUNDRY CARE:

Suitable for 40°C wash and low temperature tumble dry (do not use fabric softeners)



ORIGIN:

China

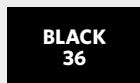
		XS	S	M	L	XL	2XL	3XL
Your body measurement								
To fit chest	cm	77/82	82/87	87/92	92/97	97/102	102/107	107/112
	Ins	30/32	32/34	34/36	36/38	38/40	40/42	42/44
Garment dimensions								
Chest Size: cm		91	96	101	106	111	116	121
Back Length: cm		62	65	67	69	71	73	73

DECORATOR NOTES

Suitable for all standard decoration methods.



COLOURS



PANTONE®
FABRIC: 19-4005 TPX
PAPER: BLACK C
C:100 M:50 Y:50 K:100



PANTONE®
FABRIC: 17-4405 TPX
PAPER: 444 C
C:18 M:5 Y:0 K:71



PANTONE®
FABRIC: 19-1764 TPX
PAPER: 1945 C
C:0 M:100 Y:80 K:25



PANTONE®
FABRIC: 19-4010 TPX
PAPER: 532 C
C:100 M:85 Y:35 K:55



Eine neues Modell, für neue Anforderungen. Russell SmartSoftshells sind verschweißte, 2-lagige Softshells - Softshells OHNE Membran - für ein höheres Maß an Atmungsaktivität.

- Schutz gegen Wind und Kälte
- Hohe Atmungsaktivität
- Wasserabweisende Du Pont™ Teflon® DWR-Beschichtung
- Verschweißtes Microfleece-Innenfutter
- 2 Reißverschlussaschen ;Umgekehrte Reißverschlüsse
- Verlängertes Rückenteil
- Nackenband
- Eingefasste Innennähte am Reißverschluss
- Kadettkragen
- Innenseitige Kopfhörerführung



MATERIAL:

Gestrickte Softshell aus 100% Polyester mit verschweisstem Microfleece-Innenfutter



GEWICHT:

315g/m²



VERPACKUNG:

Pack 1; Karton 12



WASCHANLEITUNG:

Geeignet für 40° Wäsche, im Trockner niedrige Temperatur wählen (bitte keinen Weichspüler verwenden)



HERKUNFT:

China

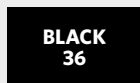
		XS	S	M	L	XL	2XL	3XL
Ihre Körper Maße								
Brustumfang	cm	77/82	82/87	87/92	92/97	97/102	102/107	107/112
	Ins	30/32	32/34	34/36	36/38	38/40	40/42	42/44
Kleidergrößen								
Brustumfang: cm		91	96	101	106	111	116	121
Rückenlänge: cm		62	65	67	69	71	73	73

HINWEISE ZUR VEREDLUNG

Für alle üblichen Veredelungsmethoden geeignet.



FARBEN



BLACK 36
PANTONE®
FABRIC: 19-4005 TPX
PAPER: BLACK C
C:100 M:50 Y:50 K:100



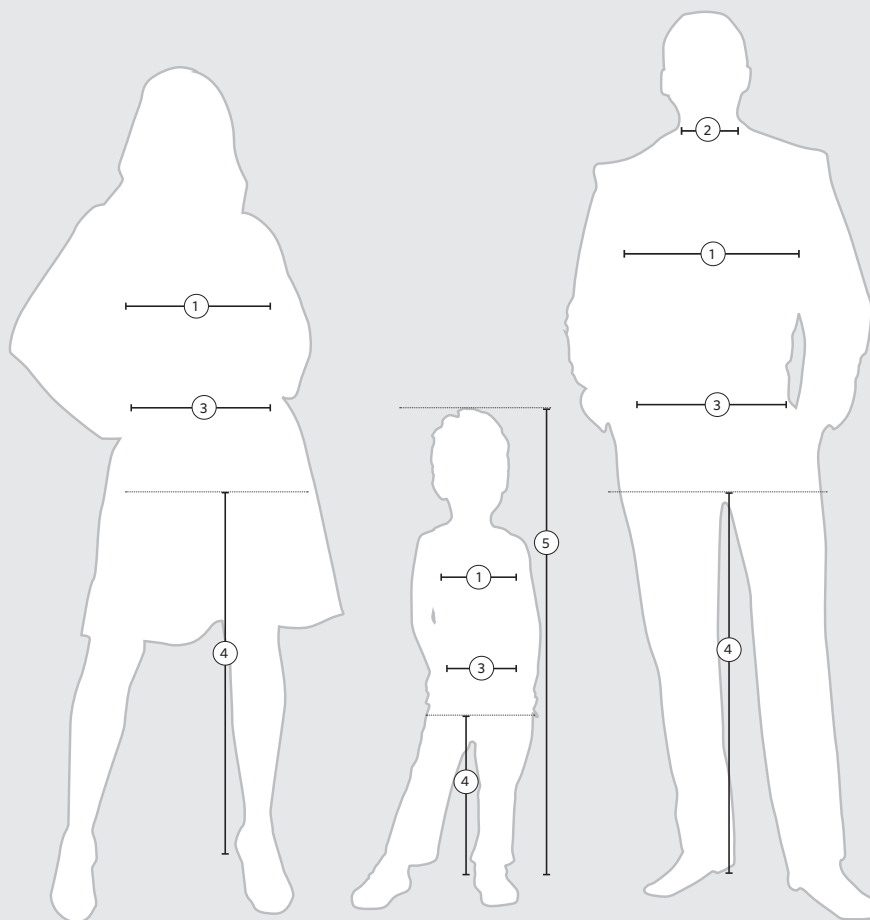
CONVOY GREY CG
PANTONE®
FABRIC: 17-4405 TPX
PAPER: 444 C
C:18 M:5 Y:0 K:71



CLASSIC RED CR
PANTONE®
FABRIC: 19-1764 TPX
PAPER: 1945 C
C:0 M:100 Y:80 K:25



FRENCH NAVY FN
PANTONE®
FABRIC: 19-4010 TPX
PAPER: 532 C
C:100 M:85 Y:35 K:55



All of our measurements are based on actual "To Fit" body sizes and not the size of the actual garment itself e.g. a polo shirt with a chest to fit size of 92-97cms / 36-38" will fit someone with similar chest measurements; trousers with a waist to fit of 50 Europe / 34" will fit someone with similar waist measurements etc.

To help you select the most appropriate size of garment(s) please refer to our measuring tips below.

Chest

Men: measure around the fullest part of the chest, 2.5cms below the underarm area ①

Women: measure around the fullest part of the bust ①

Children: measure under the arms around the fullest part of the chest ①

Collar

Men: measure around the base of the neck ②

Waist

All: measure around the natural waist, ensuring the measuring tape is kept taut ③

Leg Length

All: measure from the top of the inside leg at the crotch down to where trousers are normally worn with shoes ④

Height

Children: standing still, with feet together and flat on the floor, measure from the top of the head to the ground ⑤



Size Guide

All Products (excl. Shirts, Trousers, Shorts & Sweatpants)

Ladies'	XXS	XS	S	M	L	XL	2XL	3XL	4XL	5XL	6XL
Chest to fit (CM)	72-77	77-82	82-87	87-92	92-97	97-102	102-107	107-112	112-117	117-122	122-127
Chest to fit (INS)	28-30	30-32	32-34	34-36	36-38	38-40	40-42	42-44	44-46	46-48	48-50

Dress Size

UK	6	8	10	12	14	16	18	20	22	24	26
France	34	36	38	40	42	44	46	48	50	52	54
Italy	38	40	42	44	46	48	50	52	54	56	58
Germany/Europe	32	34	36	38	40	42	44	46	48	50	52

Men's	XXS	XS	S	M	L	XL	2XL	3XL	4XL	5XL	6XL
Chest to fit (CM)	82-87	87-92	92-97	97-102	102-107	107-112	112-117	117-122	122-127	127-132	132-137
Chest to fit (INS)	32-34	34-36	36-38	38-40	40-42	42-44	44-46	46-48	48-50	50-52	52-54

Shirts

Ladies'	XXS	XS	S	M	L	XL	2XL	3XL	4XL	5XL	6XL
Chest to fit (CM)	72-77	77-82	82-87	87-92	92-97	97-104	104-112	112-120	120-130	130-137	137-144
Chest to fit (INS)	28-30	30-32	32-34	34-36	36-38	38-41	41-44	44-47	47-51	51-54	54-57

Dress Size

UK	6	8	10	12	14	16	18	20	22	24	26
France	34	36	38	40	42	44	46	48	50	52	54
Italy	38	40	42	44	46	48	50	52	54	56	58
Germany/Europe	32	34	36	38	40	42	44	46	48	50	52

Men's	S	M	L	XL	2XL	3XL	4XL	5XL	6XL
Collar to fit (CM)	37-38	39-40	41-42	43-44	45-46	47-48	49-50	51-52	53-54
Dual Collar Sizes (INS)	14.5/15	15.5	16/16.5	17/17.5	18	18.5/19	19.5	20	21
Individual Collar Sizes (INS)	14.5 15	15.5	16 16.5	17 17.5	18	18.5 19	19.5	20	21
Chest to fit (CM)	92-97	97-102	102-107	107-112	112-117	117-122	122-127	127-132	132-137
Chest to fit (INS)	36-38	38-40	40-42	42-44	44-46	46-48	48-50	50-52	52-54

Trousers & Shorts

UK (INS)	28	30	32	34	36	38	40	42	44	46	48
EUROPE	44	46	48	50	52	54	56	58	60	62	64

	Short	Regular	Long
Leg Length (CM)	76	81	86
Leg Length (INS)	30	32	34

Sweatpants

	S	M	L	XL
UK (INS)	30	32	34	36
Europe	46	48	50	52

Blazers

Girls'															
Chest to fit (CM)	68	71	73	76	79	81	84	86	89	91	96	101	106	112	117
Chest to fit (INS)	27	28	29	30	31	32	33	34	35	36	38	40	42	44	46

Boys'																
Chest to fit (CM)	71	73	76	79	81	84	86	89	91	94	96	101	106	112	117	122
Chest to fit (INS)	28	29	30	31	32	33	34	35	36	37	38	40	42	44	46	48

All Children's Products (excl. Sweatpants)

	XS	S	M	L	XL	2XL	3XL	4XL
Age (Years)	1-2	3-4	5-6	7-8	9-10	11-12	13-14	15-16
Height (CM)	90	104	116	128	140	152	164	176
Chest to fit (CM)	51-56	56-63	63-71	71-76	76-81	81-86	86-91	91-96
Chest to fit (INS)	20-22	22-25	25-28	28-30	30-32	32-34	34-36	36-38

Sweatpants (Children)

	S	M	L	XL	2XL
Age (Years)	3-4	5-6	7-8	9-10	11-12
Height (CM)	104	116	128	140	152
Waist to fit (CM)	53	55	58	61	66
Waist to fit (INS)	21	22	23	24	26